


Student Multi-Factor Enrollment

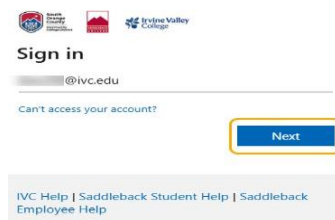
1. Go to <http://www.ivc.edu>
Click **Portal for Student, Faculty & Staff**

웹사이트 <http://www.ivc.edu>에서 오른쪽 위 [Portal for Student, Faculty & Staff]를 클릭해주세요.



2. Enter your college-assigned email and click **Next**

대학에서 지정한 이메일을 입력하고 [Next]을 클릭하세요.



3. Enter your password and click **Sign in**

비밀번호를 입력하고 [Sign in]을 클릭하세요.



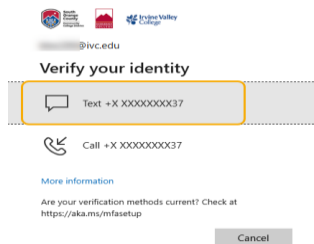
4. Select the **Microsoft MFA Self-enrollment** icon

[Microsoft MFA Self-enrollment] 아이콘을 선택하세요.



5. Select **Text** as your verification method

[Text] 옵션으로 인증코드를 받으세요.




6. Enter the verification code and click **Verify**

인증코드를 입력하고 [Verify]를 클릭하세요.



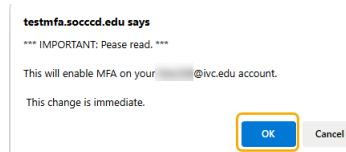
7. Select **Enable MFA on my Account**

[Enable MFA on my Account]를 클릭하세요.



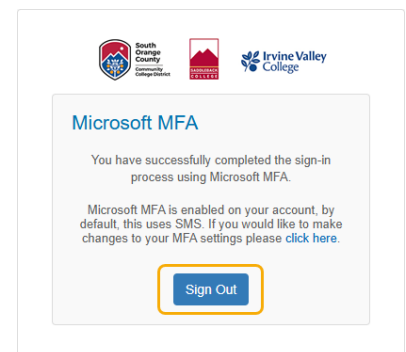
8. Click **OK**

[OK]를 클릭하세요.



9. Click **Sign Out**

[Sign Out]을 클릭하세요.



For Support & Assistance

- Visit www.ivc.edu/tech
- Call 949-451-5696

SOUTH ORANGE COUNTY COMMUNITY COLLEGE DISTRICT BOARD OF TRUSTEES:
Lisa A. Bartlett, Ryan Dack, Carolyn Inmon, Timothy Jemal, Marcia Michiker, T.J. Prendergast III, Terri Rydell, Ed.D.
Juliana M. Barnes, Ed.D., Chancellor • John C. Hernandez, Ph.D., President, Irvine Valley College

An Equal Opportunity Institution