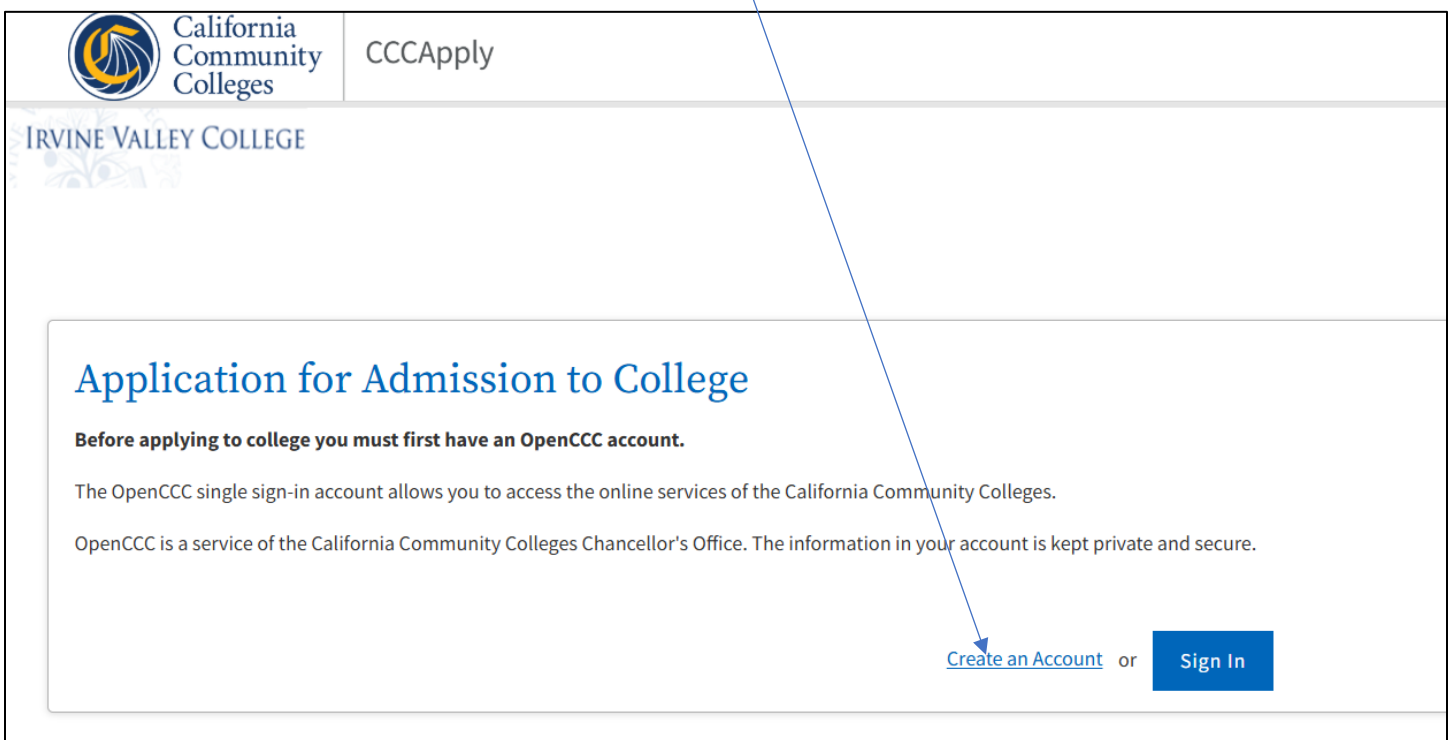


HOW TO COMPLETE THE CCCAPPLY APPLICATION AS AN F-1 VISA/INTERNATIONAL STUDENT:

- Only use English characters/letters in cccapply.
- Enter "F-1 Visa" even if you do not have the F-1 visa at this time

When you click on [cccapply](#), you will click on "Create an Account" to create your account in CCCApply.



California Community Colleges

CCCApply

IRVINE VALLEY COLLEGE

Application for Admission to College

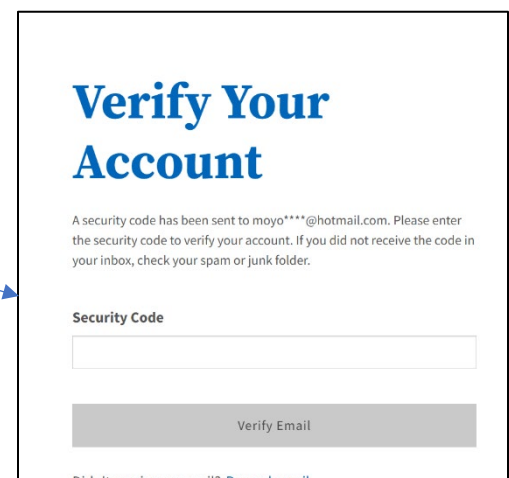
Before applying to college you must first have an OpenCCC account.

The OpenCCC single sign-in account allows you to access the online services of the California Community Colleges.

OpenCCC is a service of the California Community Colleges Chancellor's Office. The information in your account is kept private and secure.

[Create an Account](#) or [Sign In](#)

Create your account on cccapply by submitting your email address. You will receive an email that contains a security code that you will enter on the Verify Your Account Screen.



Verify Your Account

A security code has been sent to moyo****@hotmail.com. Please enter the security code to verify your account. If you did not receive the code in your inbox, check your spam or junk folder.

Security Code

[Verify Email](#)

[Didn't receive an email? Resend email](#)

Create your profile by entering your personal contact details

Permanent Legal Address: Please write your home country address in Permanent Legal Address.

Create Profile

What
Create a secure California Community Colleges account.

Why
A California Community Colleges account will save your progress for future sessions.

How Long
3 steps (Estimated 2 minutes remaining)

Step 1 Contact Information

Please enter your Contact Information in the following fields.

* Required field

Email Address *

moyocats@hotmail.com

Confirm Email Address *

moyocats@hotmail.com

Primary Phone Number

Phone Type

Create a cccapply password. Remember this password as you will need it to re-enter the system at a future date (if needed)

You will receive an email with your cccapply CCCID number. Keep this number as this may be needed in the future.

You can now submit your application to IVC!

Step 1 Contact Information

Step 2 Personal Information

Step 3 Credentials

Password must:

- not contain your name
- be at least 8 characters in length
- contain at least one uppercase letter
- contain at least one lowercase letter
- contain at least one number
- contain at least one of the following special characters (!, @, #, \$, %, ^, & or *)


Password

Confirm Password

Create Account

You will be taken to the following screen for ID.me.

IMPORTANT: If you do NOT have a US Social Security number, do not click the green button. Click on **“What if I can’t verify my identity with ID.me?”** to continue your application.

ID.me +  California Community Colleges

CCC Students Expected to Verify Their Identity with ID.me


The California Community Colleges (CCC) now use ID.me to help keep your identity safe and make it easier to apply to college and get financial aid.

Why Do I Need to Verify My Identity?


- Verifying your identity helps protect against someone else stealing it to apply for college or financial aid.
- If you skip ID.me verification, your college application may be put on hold until you verify who you are.
- Identity verification is required before you can get your financial aid.

What to expect:

- 1 Redirecting you to the ID.me website
- 2 Verifying your identity with primary or secondary documents
- 3 Returning you to your community college application

 **Verify with ID.me**

[What if I can't verify my identity with ID.me?](#)



Click "Decline ID.me" to proceed with your application.

YOU WILL HAVE TO DO THIS PROCESS EACH TIME YOU ACCESS CCCAPPLY.

Decline Verification

The California Community Colleges know that some students might have trouble proving their identity with ID.me. This can happen if someone doesn't have a permanent address, social security number (SSN), or taxpayer ID number (ITIN), if there are issues with identity theft, or for some other reason. If you cannot verify with ID.me, click the "Decline ID.me" button below.

Only choose not to use ID.me if you can't verify your identity online or with assistance from ID.me staff. After you submit your application, get in touch with your college to arrange an in-person identity verification.

[No, take me back](#) [Decline ID.me](#)

First time use: Click "Start a New application"
Started, but unfinished application: Click
"resume" on In Progress Applications

My Applications

[Start a New Application](#)

Account Information

The application includes a series of pages that you must complete. You can track your progress in this side panel.

Enter the required information on each page. Save as you go along so you don't lose information.

COLLEGE

Enrollment Information

Term Applying For [?](#)
Fall 2025 (August 18, 2025 to October 20, 2025)

Educational Goal [?](#)
Obtain an associate degree and transfer to a 4-year institution

Major Category [?](#)
Business Sciences

Intended Major or Program of Study [?](#)
AST Business Administration

[Save](#) [Continue >](#)

If you do not have a social security number, mark No.
This does not affect your application.

Social Security Number

The Social Security Number (SSN) or Taxpayer Identification Number (TIN/ITIN) is used by the college as a means of matching student records, facilitating federal financial aid, and reporting tax-related information to the Internal Revenue System (IRS). However, it is not required for admission.

Why am I being asked for my social security number? [?](#)

Do you have a social security number or taxpayer identification number?

☐ Yes, I have a social security number or taxpayer identification number.

☒ No, I do not have a social security number or taxpayer identification number, or I decline to provide one at this time.

Just Remember...

Providing a social security number or taxpayer identification number is not required with respect to non-U.S. resident students (whether documented or undocumented), students taking noncredit courses, students whose qualified tuition and related expenses are waived or paid with scholarships or paid by an institutional third party including an employer or government agency. (26 C.F.R. § 1.6050S-1.) A SSN or TIN/ITIN is not required when IRS reporting is not required.

Current Mailing Address:

I do not have a US address: Enter your home country address again in Current Mailing Address. You will then need to confirm it is outside the US by clicking Yes in the Pop Up Screen.

I have a US address: Enter your local US address in this box.

The screenshot shows a web form titled 'Current Mailing Address' with fields for 'Street Address', 'City', and 'State/Province'. A checkbox is selected: 'My current mailing address is outside the United States'. A blue arrow points from this checkbox to a 'Confirmation' pop-up on the right. The pop-up asks 'I confirm that my address is OUTSIDE the United States.' with 'Yes' selected and 'No' as an option. At the top of the page, there is a header with 'ECCID: AAM7852', 'Irvine Blossom', and 'Sign Out'. Navigation links 'My Applications' and 'Settings' are also visible.

Your responses will be kept private and secure and will not be used for discriminatory purposes.

College Enrollment Status:

Choose the enrollment status that is appropriate for you.

Enter your high school graduation date – even if in future

Enter your high school information when prompted

The screenshot shows a 'College Enrollment Status' form. It has a dropdown menu for 'Select enrollment status --' with several options. The option 'Received a diploma/certificate of graduation from a Foreign secondary school' is highlighted in blue. Below this is a 'High school completion date' section with dropdowns for 'Month' and 'Day', and a text field for 'Year'. A blue arrow points from the text 'Enter your high school graduation date – even if in future' to the 'Month' dropdown. Another blue arrow points from the text 'Enter your high school information when prompted' to the 'High school completion date' section.

Citizenship/Military:

IMPORTANT!!!

All applicants should choose “Student Visa (F-1 or M-1)” even if you do not have a student visa now OR have another visa type, but plan to change to a student visa.

Your application will get coded incorrectly if you choose anything other and you are an intended F-1 visa/international student.

The screenshot shows a 'Citizenship/Military' form. At the top, it says 'Irvine Valley College | Term: Fall 2025 | Application #: 44546'. Below this is a dropdown menu for 'Select Status --' with several options. The option 'Student Visa (F-1 or M-1)' is highlighted in blue. Below this is a section for 'U.S. Military/Dependent of Military' with a text field for 'U.S. Military status as of August 17, 2025'. A red arrow points from the text 'All applicants should choose “Student Visa (F-1 or M-1)” even if you do not have a student visa now OR have another visa type, but plan to change to a student visa.' to the 'Student Visa (F-1 or M-1)' option in the dropdown menu.

Continued.....

Citizenship/Military:

IMPORTANT!!!

Visa Issuance Date:

- I have an F-1 visa: Indicate the issue date on your F-1 visa
- I do not have an F-1 visa: Enter today's date. *(you must enter this in order to proceed; this does not affect your application or immigration status)*

Visa Expiration date:

All applicants: Check the box that says "Check here if no expiration date"

Citizenship & Immigration

Citizenship & Immigration Status ?

Student Visa (F-1 or M-1)

If you are not a U.S. citizen, please enter the following:

Visa Type ?

F-1 (Student Visa)

Visa Issue Date ?

Month

January

Day

27

Year

2025

Visa Expiration Date ?

Month

-- Select --

Day

-- Select --

Year

☒ Check here if no expiration date ?

Your answers to the questions in these sections do not affect your application or study at IVC.

Irvine Valley College | Term: Fall 2025 | Application #: 44546

Needs & Interests

This information you provide on this page will not be used in making admission decisions and will not be used for discriminatory purposes.

Main Language

Are you comfortable reading and writing English?

☐ Yes ☐ No

Demographic Information

By California law, the California Community Colleges collect voluntary demographic information regarding the sexual orientation, gender identity, and gender expression of students.

- This information will be used for federal and state reporting.
- This information is used for summary demographic reporting and will not be used for a discriminatory purpose.
- Your responses are kept private and secure.
- Providing this information is optional.

Parent/Guardian Educational Levels

Regardless of your age, please indicate the education levels of the **parents and/or guardians who raised you.** ?

Parent or Guardian 1 ?

-- Select Education Level --

Parent or Guardian 2 ?

-- Select Education Level --

Race/Ethnicity

Set a PIN and hint question as required

Supplemental Questions

Supplemental Questions

Student PIN for MySite

Please select a four-digit number (Example: 1234). DO NOT select a number that begins with a zero (Example: 0123). Important: Please remember your Student PIN for MySite. It will not be resent to you. You will need your Student PIN for MySite to access registration, transcripts, and other on-line services through the Irvine Valley College MySite web portal. This Student PIN for MySite is a different PIN than the PIN you created while completing this application.

Please enter a hint question to use in the event that you forget your Student PIN for MySite. To protect your privacy, be sure and pick a question that only you know. Examples could be 'What is my favorite color?' or 'What is my lucky number?'

Please provide the answer to the hint question above:

Once you check all the consent boxes and submit application, you will receive a confirmation page that includes the Confirmation Number” for your application.

IMPORTANT: Keep your CCCID number and Confirmation #/Application ID as this will be needed if there are problems with your application.

Great Job, lotus!

Your application was submitted.

Confirmation

lotus, your application for admission has been submitted to Irvine Valley College.

Name	lotus Test Blossom
CCCID	AAM7852
College	Irvine Valley College
Term	Fall 2025
Email	moyocats@hotmail.com
Date & Time	
Confirmation #	44546

You will receive an email within 24 hours that has your link to the IVC Application Portal. You will upload all the [International Student Application required documents](#) into the IVC Application Portal.

If you do not receive the email within 24 hours, please email iso@ivc.edu with your name, CCCID# and Confirmation # so we can check the records.

We hope to see you at IVC!