

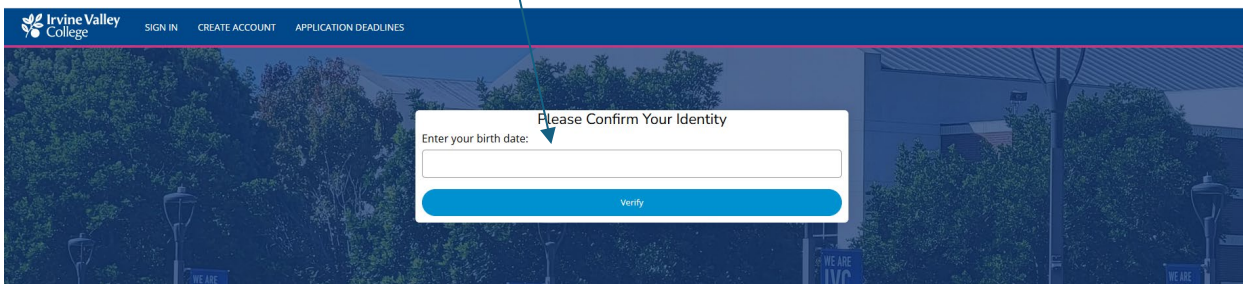
IVC International Application Portal (Student Facing)

- First, submit your online application at [cccapply](https://cccapply.com).
- Once you have successfully submitted our online application to IVC, you will receive a confirmation email that will contain a link to the IVC International Application Portal. Click on the link in that email to access the portal.


NOTE: If you do not receive an email with the IVC International Application Portal within 48 hours, please email iso@ivc.edu with the following information:

- Your first and last name
- Your Date of Birth (month/day/year)
- CCCID #
- Application/Confirmation #

- You will be asked to confirm your identity by entering your birthdate: (Enter 2 digit month/2 digit day/4 digit year (00/00/0000)):



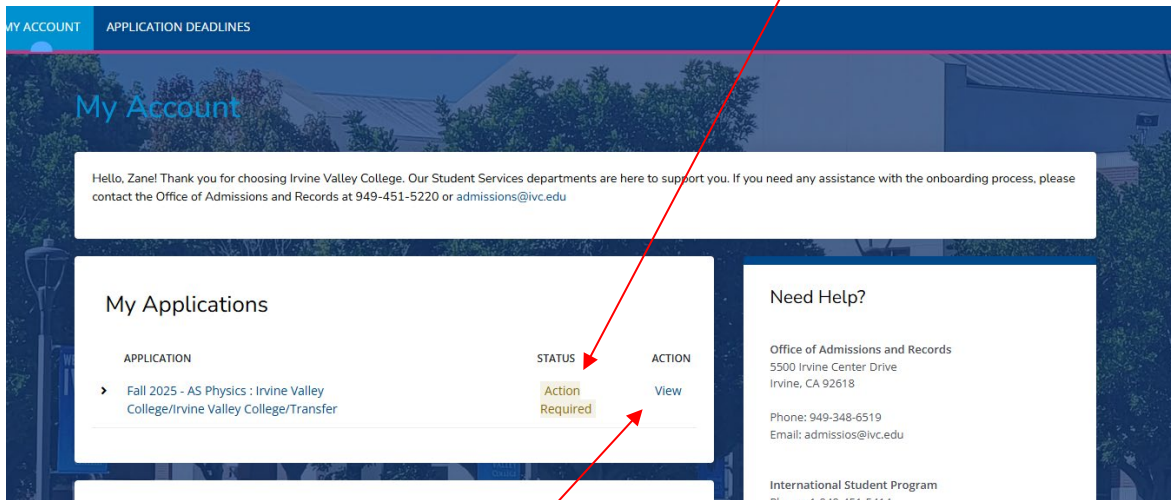
- You will then check your email for an activation email. Follow the instructions to be taken to a “Contact Information” page to set up your password for the IVC International Application Portal. Keep your password somewhere as you will need to use it!
- The page will also ask you to re-enter your email address.



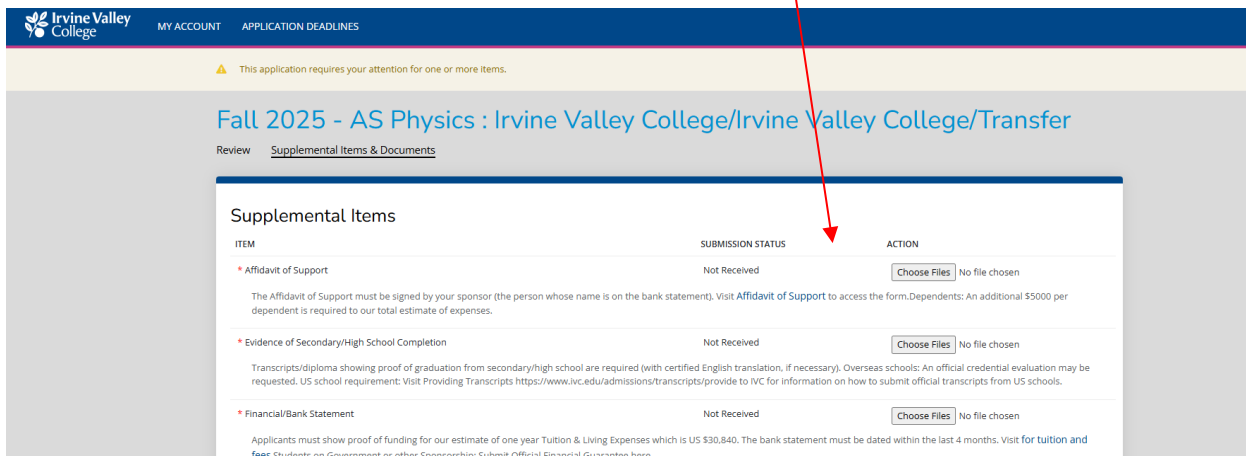
- You will then be automatically taken to your IVC International Application Portal landing page!

Submitting Your International Application Documents on the Portal

The status of your application will indicate that you have “Action Required” as you need to submit your International Student Application documents into the portal.



- To see what is missing from your file AND submit your International Student Application documents, click “View”
- You will then be taken to the page with the list of the International Student Application documents you must submit to be admitted to IVC:



- When you add your document: Click “UPLOAD” to have the document added to your Portal.

The screenshot shows the Irvine Valley College application portal. At the top, there's a blue header with the college logo and navigation links: 'MY ACCOUNT' and 'APPLICATION DEADLINES'. Below the header, a yellow banner contains a warning icon and the text: 'This application requires your attention for one or more items.' The main content area has a title 'Fall 2025 - AS Physics : Irvine Valley College/Irvine Valley College/Transfer' and two tabs: 'Review' and 'Supplemental Items & Documents'. The 'Supplemental Items & Documents' tab is active, displaying a table titled 'Supplemental Items'.

| ITEM | SUBMISSION STATUS | ACTION |
|--|-------------------|---|
| * Affidavit of Support The Affidavit of Support must be signed by your sponsor (the person whose name is on the bank statement). Visit Affidavit of Support to access the form. Dependents: An additional \$5000 per dependent is required to our total estimate of expenses. | Received | <div>Choose Files No file chosen</div> <div>Pay.gov - I 17 SEVIS School Certifications.pdf (REMOVE)</div> |
| * Evidence of Secondary/High School Completion Transcripts/diploma showing proof of graduation from secondary/high school are required (with certified English translation, if necessary). Overseas schools: An official credential evaluation may be requested. US school requirement: Visit Providing Transcripts https://www.ivc.edu/admissions/transcripts/provide to IVC for information on how to submit official transcripts from US schools. | Not Received | <div>Choose Files Evidence Guidelines.pdf Upload</div> |

After clicking “Upload” the document should look like the above to confirm it is added to your Portal.

Check the IVC International Application Portal for updates about your application. You will also receive emails related to your application.

Application materials are processed within 3-5 business days.

The I-20:

Once you have been admitted to Irvine Valley College, you will download your I-20 from the IVC International Application Portal. You will receive an email with instructions.

Questions:

If you have any questions or need assistance, please contact your advisor or email iso@ivc.edu.

We look forward to welcoming you to IVC!